

The Parish Way:




Positive Relationships and Behaviour Policy - Appendix I

Introduction:

'Learning and Growing Together in Faith, Hope and Love'

*"And now these three remain: faith, hope and love. But the greatest of these is love."
(1 Corinthians 13:13)*

At Parish we develop children's character and Christian spirit through the 'Parish Way' curriculum. In order to do this, we define the behaviours and habits that we expect pupils to live out. We want to support our pupils to grow into adults who are polite, respectful, grateful and who put others before themselves - this is how they can show Faith, Hope and Love beyond their Parish years. We believe that as pupils practice these behaviours, over time they become habits that positively shape how they feel about themselves and how other people perceive them. The St Parish Way is a vital component in fostering the 3 Christian Values which underpin our wider Christian Vision ... we really do approach everything here in faith, hope and love!



Delivering the Parish Way:

The curriculum is taught explicitly during the first week in Autumn term. Children should learn the content of the curriculum so that they can recall the information and act upon it. At the start of each subsequent half-term, the 'Parish Way' curriculum is revisited with pupils and will continue to be reinforced throughout the year. We use our Parish Spirit sessions to support the delivery of the Parish Way across the year. As with other curriculum content, this should be taught using explicit teaching based on the ten 'Principles of Instruction' set out by Barak Rosenshine. Teachers will also demonstrate these behaviours and ensure pupils have many opportunities to practice these (particularly in the first few days of a new half-term).

Half-Term	Autumn 1	Autumn 2	Spring 1	Spring 2	Summer 1	Summer 2
Content	Explicit Teaching of the 'Parish Way.'	Revisit and consolidate during Parish Spirit sessions.	Explicit Teaching of the 'Parish Way.'	Revisit and consolidate during Parish Spirit sessions.	Explicit Teaching of the 'Parish Way.'	Revisit and consolidate during Parish Spirit sessions.

Each Strand of the 'Parish Way Curriculum' is delivered in three easy to understand steps creating the WAY forward and consistency across school.

W - What (Pupils are taught what they need to know and what defines the 'Parish Way.' This takes place through explicit teacher input with new material presented in small steps to ensure all learners fully understand the expectations).

A - Act (Children have time to act out the 'Parish Way' with use of 'Speak It' activities including 'Drama Its' perfect to consolidate their understanding before putting it into practice. Discussions on how to act and why these behaviours are important are also poignant to check for pupil understanding).

Y - Yourself (Children are then asked to reflect on their own behaviour at regular intervals as they independently practice. It is important for children to regularly review their behaviour, while adults should reinforce, maintain and patrol the routines constantly).

Reasonable Adaptations:

While this curriculum is for all pupils, it will be applied differently in different year groups depending on pupils' ages and may be applied differently depending on individual pupils' SEND needs. For example, pupils who have autistic spectrum conditions may find it very uncomfortable to maintain eye-contact with adults. Sensitivity must be applied at all times when teaching the curriculum.

To support all learners, we do not have individual class charters or individual class rules. All classes have the same three school rules and follow STAR Learning Behaviours and Wow Walking rules. Our reward systems are consistent across school and are outlined in the full Positive Relationship and Behaviour Policy.





S - Sit up.
T - Tune in.
A - Ask and answer questions.
R - Respect everyone and everything.

Strand 1 - Our School Rules:



Know that there are three school rules. These are to


- be ready,
- be respectful,
- be responsible.

Know the following examples of these three rules:

Be Ready	Be Respectful	Be Responsible
I attend school on time every day.	I demonstrate the 12 core Christian Values at St James in all I do.	I complete Home Study on time.
I arrive positively and show excellent behaviour at all times.	I say please and thank you - I have marvellous manners.	I remembering to bring equipment to school.
My STAR learning behaviours show I'm always ready to learn.	I hold doors open for adults.	I tidy up my own workspace and the classroom.
I line up sensibly and walk quietly and calmly around school (wow walking)	I speak to people in a kind and caring way.	I follow my teacher's instructions and guidance that keeps us safe at all times.
I work hard on tasks given - I aim to be the best that I can be.	I try my best to make people feel happy.	I report or speak to an adult if I don't feel safe or if I feel anyone else is not safe.
I am always in the right place at the right time	I am respectful of myself and celebrate my strengths.	I accept responsibility if I make a mistake and say sorry.
		I behave in a safe and responsible way at all times.

- | | | |
|--|--|--|
| | | |
|--|--|--|
- Know that the Parish Way curriculum must be followed at all times
 - Know that all pupils follow the Parish Way curriculum to become better learners and to build positive habits which will help everyone to be successful throughout life.

Strand 2- Learning Expectations:



Star Learning Expectations:

- Know that we have STAR expectations in class. This means that we:
Sit up, tune in, ask and answer questions, respect everyone and everything
- Know that we have STAR expectations to ensure everybody is able to learn without distractions.
- Know that points are earned for the class Recognition Board (30/50/100) for demonstrating the STAR behaviors.
- Know that pupils who do not follow school rules will have a consequence for this.

General Classroom Routines

- Know the order that you always line up in.
- Know who you stand in front of and who is behind you.
- Know where you sit in class during lessons (including 'carpet places')
- Know the routine for handing out exercise books in the classroom.
- Know that you should only go to the toilet at playtime or lunchtime if possible.
- Know to get equipment out ready for the lesson and to look after it.
- Know that any deliberate damage to school equipment will incur a consequence.
- Know to speak loudly and clearly in class when sharing answers so that everyone can hear - this is how we become articulate learners.
- Know that when you want help, you should follow the 4Bs first.
- Know that if you need help from an adult you raise your hand and wait quietly unless the teacher has indicated otherwise.
- Know that if we are using mini-whiteboards we show our answers using the '1-2-3 Show Me'

system where the board is placed under the chin.

- Know that letter formation and cursive handwriting (Y2+) are extremely important.

You won't see us ...

- *Swinging on chairs*
- *Calling out*
- *Talking whilst the teacher is*
- *Disrupting others*
- *Fiddling with items on our desk* (see note on SEND adaptations)*
-

Strand 3- Moving Around School (Including Wow Walking):



Wow Walking:

- Know that 'Wow Walking' is expected at all time when moving around school.
- Know that Wow Walking means -
 1. In the right order
 2. facing forwards,
 3. walking at a steady pace,
 4. in a straight line
 5. with hands by your side
 6. with a sensible volume.

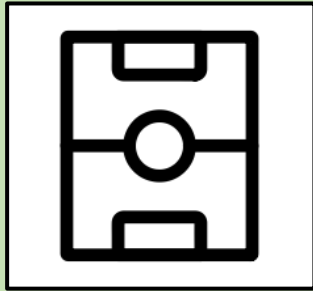
End of the day routine

- Know that pupils must stay in a straight line while walking across the playground until they reach their meeting point at the gate.
- Know that they must stand behind the teacher at the meeting point.
- Know that they must not go home until the teacher has checked that the correct adult is picking them up.
- Know that these procedures are put in place to keep all children safe at home time.

You won't see us ...

- *Running*
- *Being silly*
- *Shouting in corridors*
- *Wandering around when we should be in lessons*

Strand 4 – Outside Behaviour:



Outside Time:

- Know that you must walk from your classroom to the playground using Wow Walking.
- Know that you must play safely without hurting anyone.
- Know that we do not 'play fight' because we may hurt someone by accident.
- Know that you must be kind, by including people in your games and sharing equipment.
- Know that someone who is kind behaves in a gentle, caring, and helpful way towards other people.
- Know that, when a hand is raised/whistle blown, you must line up in your lining up order quickly.

Lunchtime:

- Know that you should use a quiet voice in the dinner hall.
- Know that you should always try to use a knife and fork correctly.
- Know that you should finish what you are eating before leaving your seat.
- Know how to use good manners during lunchtime, particularly when receiving food from the school kitchen and talking to midday supervisors.

Behaviour outside of school:

- Know that when you are wearing your school uniform you are representing the school community and must always behave responsibly and respectfully.
- Know that you should be considerate of other people arriving and leaving school.
- Know that being considerate means thinking about other people's needs, wishes and feelings.
- Know that examples of being considerate on the way home include walking not running,

- giving people plenty of space and using a quiet voice not shouting.
- Know that the school rules help us all as citizens to live well together.

You won't see us ...

- *Taking part in rough play*
- *Using unkind words or inappropriate language*
- *Going indoors, unless we have permission from a member of staff*
- *Behaving in way that may upset others*
- *Using outdoor equipment unsafely*

Strand 5 - Marvellous Manners:



- Know that you should always say 'please' when you are asking for something.
- Know that you should always say 'thank you' when you receive something or someone does something nice for you.
- Know that you should let any waiting adults through a doorway before walking through yourself.
- Know that you should say 'Good morning/afternoon' to adults if spoken to.
- Know that it is important to show gratitude to others by thanking people for what they have done for you.

You won't see us ...

- *Ignoring adults who are talking to us*
- *Taking things that don't belong to us without asking politely first*
- *Barging through doors in front of or past people*